





HOW TO DRAW A SNOWMAN PENGUIN BY ADAM WALLACE - A QUICK INTRO!



If you want to get your penguin done,
Begin with a snowman.
Yeah. That'd be fun.



A big rock for a button,
little pebbles for eyes,
Then a nice big mouth
to yell, "**SURPRISE!**"



We want a penguin,
draw a vest and beak,
Come on, hurry up, we
don't have all week!




Draw over the rock
eyes, however you like,
I like eyes where the
cuteness will spike.



Some feet are handy
for walking on ice,
Then flippers, because
swimming is nice.



Color the black, some
hair up high,
And, if you want, a
fancy bow tie!



You don't have to draw your penguin just one way,
So mix it up, it's time to play!

Activity courtesy of Adam Wallace. View more of his free drawing ebooks [here](#).